





TURF & FARM SUPPLIES Inc.

Wholesale Distributors of Landscape Supplies

Turf & Farm Supplies has been supplying the landscape industry for over 28 years, and our principal goals continue to be our commitment to quality products, competitive pricing and friendly service. Many of the products you purchase from us are used to produce the turfgrass that has been supplied to various professional sports fields, as well as many local High Schools, Colleges, Universities, Municipal Fields and of course many landscapers from the tri-state area.



We have elected to withhold pricing in this edition for a couple of reasons. The market on fescue and bluegrass continue to adjust on a daily basis, and fertilizer is also doing the same. Withholding the pricing allows us to give you the best prices at the moment of purchase. This format will also make it easier reorder as needed. We will be happy to quote you any of the items you need.



We encourage you to visit our website and friend us on Facebook to keep informed. The web site has lots of helpful information for you and your customers. Established professionals may be eligible to be listed on our “Preferred Installers Page” a page that is often the second or third most viewed page each month.

Helpful Web Site:

Fertilizer Rule Update: www.nj.gov/dep/healthylawnshealthywater/

Certification Training for Professionals: <http://profact.rutgers.edu>

Thank you for your
continued support.

Visit our Web Site @ www.ttfarms.com
401 Myrtle Avenue • P.O. Box 148 • Hammonton, New Jersey 08037
1-800-222-0591 • 1-609-561-7184 • Fax 609-561-0296
Email: turffarmsu@aol.com

TABLE OF CONTENTS

TERMS AND CONDITIONS OF SALE	3
TUCKAHOE TURF SOD BLENDS	4-5
BIG ROLLS	6
SOD INSTALLATION TIPS	7
GRASS SEED AVAILABLE.....	8-11
MAINTENANCE PROGRAMS	12-13
CUSTOM MAINTENANCE PLAN.....	14
DEER PLOT MIX	15
FERTILIZER.....	16-18
LAWN SPECIALTY PRODUCTS	19
EARTHWAY SPREADER GUIDE.....	20
EARTHWAY SPREADER'S	21
QUICK REFERENCE FACTS FOR NEW FERTILIZER LAW	22
FERT-A-LIME STARTER FERTILIZER	23
GRUB LIFE CYCLE.....	24
AREAS, WEIGHTS & MEASURES	25
QUOTES	26
DIRECTIONS	27
MAPS	inside back cover

TERMS AND CONDITIONS OF SALE

PRICES: All prices are F.O.B. Hammonton, New Jersey and are **subject to change without notice.**

TERMS: Cash, unless credit has been established. Credit accounts are payable **NET 30 DAYS**. Interest at the rate of 1½% per month (18% annually) will be charged on overdue accounts plus cost of collection. **Any account over 60 days will be on a C.O.D. basis only.**

CHECKS: Paying by check authorizes the merchant, if your check is dishonored to electronically debit your account for the amount of the check, Plus a \$35.00 authorized processing fee.

CLAIMS: All claims must be made in writing within 48 hours of the receipt of material. In no case shall we be liable for any sum greater than the amount originally received for such stock.

DELIVERY: We strongly recommend you pick up your order. If you are unable, delivery service is available and we will gladly make arrangements following your instructions. All material travels at the risk of the purchaser.

NEW JERSEY SALES TAX: We are required to collect 7% tax on all material picked up or delivered to a point in New Jersey unless a properly executed Sales Tax Exempt Certificate is provided.

WHOLESALE SALES: To Verified Accounts Only.

NOT ALL ITEMS ARE LISTED.
PLEASE CALL FOR AVAILABILITY AND CURRENT PRICES.



TUCKAHOE TURF SOD BLEND

**This blend has up to 4 varieties
of Improved Kentucky Bluegrass.**

Please see our web site www.ttfarms.com

**for current varieties. We continue to review
and evaluate new varieties so that our turf stays superior to others.**



HIGH-QUALITY NEW JERSEY Certified Bluegrass sod blend, developed through years of turf grass research and development to provide adaptability to different environmental conditions as well as disease resistance.

*

GROWN ON HAMMONTON sandy loam-type soil, which gives Tuckahoe Turf 3-D Sod Blend the capability to transplant on any type of soil.

*

OUR COMPLETELY IRRIGATED 800-acre farm, one of the largest in the state, allows production and deliveries of large quantity in the five-state area.

*

THINK OF TUCKAHOE when you think of Big Rolls. Large 250 sq. ft. rolls of mature sod to provide fast installation with minimal seams allowing the shortest time from installation to usage.

*

BECAUSE OF ITS aggressive growth pattern and ability to drain into specialized modern sand fields, Tuckahoe Turf Sod Blend is ideal for high use and highly maintained athletic fields.

4



TUCKAHOE FESCUE TURF

**This mixture contains up to 3 varieties of
Improved Turf Type Tall Fescue and
10% of our Bluegrass Sod Blend.**

**Please see our web site www.ttfarms.com
for current varieties. We continue to review and
evaluate new varieties so that our turf stays superior to others.**

NOW YOU have the ability to use Tall Fescue in the form of sod — the best of both worlds, instant athletic areas with low-maintenance long-term use.

*

ONCE ESTABLISHED, Turf Type Tall Fescue requires little or no water other than Mother Nature. A distinct advantage with current water shortages and irrigation costs.

*

FERTILIZING AND LIME requirements are one-fourth to one-third that of traditional Bluegrass fields. Lower nitrogen and Ph requirements allow less maintenance.

*

TUCKAHOE FESCUE TURF has finer texture leaves and better turf quality than traditional Tall Fescue such as Kentucky 31.

*

TUCKAHOE FESCUE TURF is ideal for 40% shaded areas.

Goto www.ttfarms.com for additional information

1-800-222-0591

*All you need is the tractor . . .
leave the rest to us.*

LABOR-SAVING

BIG ROLLS



BIG ROLLS

Standard Cut Rolls of 250 sq. ft. (4' x 62.5') - 1/4" soil
on tubes are rolled out with
a 3-point-hitch-laying-device
behind tractor.

Thick-Cut Sod with as much as 1 3/4 inches of soil
for repair jobs. Thick cut sod
enables teams to use fields
in a short period of time.

Check out the video @ www.ttfarms.com



PREPARATION INCLUDES

New Lawn: Grade to slope away from home, fill in all depressions, so no water lays. Leave final grade 1" below sidewalks and curb.

Old Lawn: Strip old grass and thatch layer to bare soil or completely destroy old lawn with a rototiller. Then grade same as above for new lawn.

Apply pellet limestone at 30 to 50 lbs. per 1000 sq. ft. Apply 10-20-20 Fertilizer at 10 lbs. per 1000 sq. ft. Rake to a smooth, level, finished grade.

PLACEMENT OF SOD

Prepare area before scheduling delivery of sod. Moisten the soil with a light sprinkling if it is in a powder-dry condition. Place sod immediately after delivery - within six hours during warm weather. During cool weather, it can be kept for a day if necessary. Unroll the sod strips in place and carefully fit edges together. Avoid overlapping and gaps between strips. Stagger placement of strips to give brick-type effect. On slopes, begin at the bottom, placing the strips across the slope. Water thoroughly as soon as a sizable area is sodded - within 20 minutes after placement on hot days. The period from placement to knitting to the soil is very critical. Maintain moist condition with as frequent watering as necessary. Check on moisture condition by lifting corners of sod pieces from time to time.

WATER! WATER!

IMPORTANT...NEARLY ALL SOD FAILURES ARE DUE TO POOR WATERING PRACTICES!

Watering not only provides nourishment and cooling to the plant, but settles the sod to the soil preventing further water loss. Water within 20 minutes of installation, then once a day for the next two weeks 1/2" at a time.

TURF TIPS

New sod will need to be mowed about 7-10 days after installation. Never remove more than 1/3 of the leaf blade in a single mowing. For healthy grass and good appearance, keep your mower blades sharp. Stay off sod that is extremely wet or on a slope. Use sod sparingly until well rooted, 2-3 weeks. Avoid concentrated play, dog traffic, or rough use for 4 weeks.

GRASS SEED MIXTURES

GEORGE'S SPECIAL MIX — OUR BEST SELLER

- 60% Rebel Exeda Tall Fescue**
- 20% Shining Star Perennial Ryegrass**
- 10% Jamestown II Chewing Fescue**
- 10% Blue Bonnet Kentucky Bluegrass**

Excellent for a high-tolerance area, yet plush and dark green cover. Tested over the years for the best blend, George's Mix masters the sunny and shady lawns. Sold in 50 lb. bags, covers 10,000 square feet.

ATHLETIC MIX

- 90% Premium Turf Type Tall Fescue**
- 10% Improved Turf Type Kentucky Bluegrass**

Excellent for all Athletic Fields, Runways, Backyards and Playgrounds. Also Traffic and Drought resistant. Sold in 50 lb. bags, covers 10,000 square feet.

TURF TYPE TALL FESCUE BLEND

Rebel Exeda, Durana & Signia Turf Type Tall Fescue

Rebel Sentry, Justice & Signia are strong individual performers in National Turf Trials.

Each variety brings complementary strengths to the blend, giving a broad adaptability to different management and environmental regimes.

PASTURE MIX

A mixture of Tall Fescue, Orchard Grass, Bluegrass, Clover and Timothy. Excellent for pastures, orchards and other areas requiring turf with minimum maintenance.

Covers 1/2 Acre

**CONTRACTOR'S MIXES
IN 50 LB. BAGS**

**CONTRACTOR #1 MIX
50% Tall Fescue
50% Annual Ryegrass**

**CONTRACTOR #2 MIX
40% Tall Fescue
30% Annual Ryegrass
20% Perennial Ryegrass
10% Kentucky Bluegrass**

**SHADY MIX
50% Turf Type Tall Fescue
30% Creeping Red Fescue
10% Turf Type Perennial Ryegrass
10% Turf Type Chewing Fescue**

**OVERSEEDER'S DELIGHT
50% Turf Type Perennial Ryegrass
50% Turf Type Tall Fescue**

HYDRO BLEND, WHOLESALE LOTS
*** Starts Fast *Lasts for Years *Low Price ***
**40% Turf Type Tall Fescue Blend
30% Turf Type Perennial Ryegrass
30% Annual Ryegrass**

GRASS SEED AVAILABLE

TURF & FARM STATE MIX
50% Premium Turf Type Tall Fescue
30% Turf Type Perennial Ryegrass
10% Creeping Red Fescue
10% Kentucky Bluegrass

A high-quality grass mix that will establish quickly, containing only Turf Type Permanent grass seed. Sold in 50 lb. bags, covers up to 10,000 sq. ft. An all around premium home lawn seed mix.

TUFF TURF SEED MIXTURE
70% Premium Turf Type Tall Fescue
20% Turf Type Perennial Ryegrass
10% Improved Turf Type Kentucky Bluegrass

A high-quality grass mix that will establish quickly,. Give good wear tolerance and excelent field color



*Limited
Quantity*

TUCKAHOE TURF SOD BLEND

Used by Tuckahoe Turf to provide a darker, denser, dwarfer Kentucky Bluegrass Sod.
Sold in 50lb. bags

Above mixtures can be shipped for an additional charge

GIVE US A CALL FOR AVAILABILITY AND PALLET PRICING.

1-800-222-0591

GRASS SEED AVAILABLE

**We offer a wide variety of
Grass Seed suitable for
the North East Region.**

Including:

- Turf Type Perennial Rye
- Turf Type Tall Fescue
- Common Bluegrass
- Improved Kentucky Bluegrass
- Wildflower Blends
- Wildflowers with Hard Fescue

*We can custom mix per your
request, minimum orders are
500 pounds. All packaged
in 50 pound bags.*



MAINTENANC

HOMEOOWNER LAWN MAINTTENANCE

# BAGS	APPLICATION	3/15	4/15	5/15	6/15	7/15	8/15	9/15	10/15
5	Lime	250#							
1	Pre-Emerg + Fertilizer 16-0-8 + TEAM PRO		32#						
1	Weed & Feed Control 19-0-6 Demension+Confront 3			40#					
1	25-0-5 Fertilizer				25#		25#		
2	16-0-9 Fertilizer	40#							40#
	Water	1"wk	2" wk	2" wk	2"wk	2" wk	2" wk	2" wk	1" wk

NOTE: RATES ARE POUNDS PER 10,000 SQUARE FEET

PROGRAM PROVIDES

- Maintaining Minimum Ph
- 3 Spring Feedings
- Pre-Emerg Crabgrass Control
- Broadleaf Weed Control
- Two Heavy Fall Feedings
- 2 Summer Feedings



MAXIMUM PROFESSIONAL MAINTENANCE

# BAGS	APPLICATION	3/15	4/15	5/15	6/15	7/15	8/15	9/15	10/15
8	Lime	400#							
3	Fertilizer – 16-0-9	40#		40#			40#		40#
1	Pre-Emerg Herb TEAM 2G		20#		20#				
2	Herbicide – TRIMEC		20#		20#				
1*	Insecticide – SEVEN 7G		25#						
3	Fungicide – BAYLETON				15#	15#	15#		
	Water	1"wk	2" wk	2" wk	2"wk	2" wk	2" wk	2" wk	1" wk

NOTE: RATES ARE POUNDS PER 10,000 SQUARE FEET (1/4 ACRE)

PROGRAM ADVANTAGES

- Maintaining Max Ph • Two Balanced Spring and Fall Feedings
- Two Applications of Pre-Emerg for Year-Long Control of Crabgrass
- Two Applications of Herbicide for Year-Long Control of Noxious Weeds
- One Application of Insecticide for Year-Long Control of Grubs, etc. . . .
- Three Applications of Fungicide to Prevent the Start of Fungus

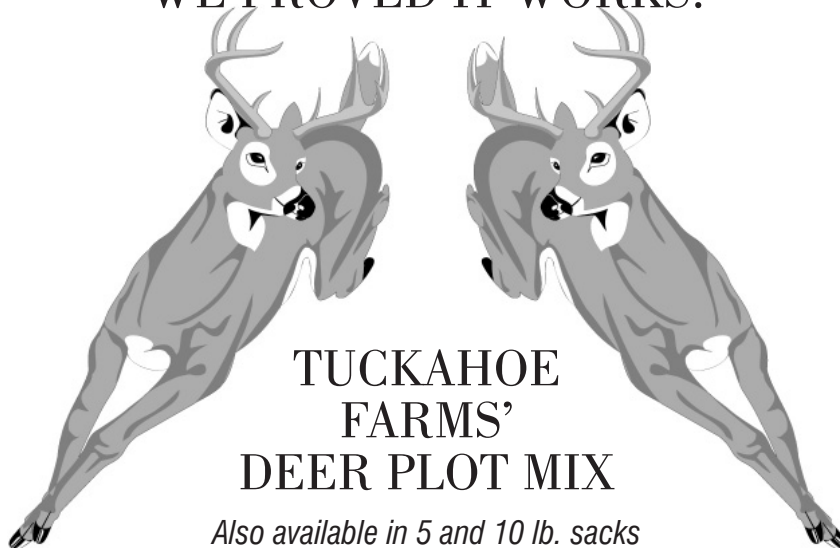
E PROGRAMS

CUSTOM MAINTENANCE PLAN

# BAGS	APPLICATION	3/15	4/15	5/15	6/15	7/15	8/15	9/15	10/15	COST
TOTAL COST										

NOTES:

WE PROVED IT WORKS!



ADVANTAGES

- Within the first year, deer will be feeding
- Long-term lindino clover feed
- Made simple to apply
- 50 pounds covers half an acre

FOR BEST RESULTS

Lime, Fertilize and Seed two (2) bushels per acre of soy beans in May or June. Seed Deer Plot Mix over beans in August through September.

**MATERIAL LIST
FOR NEW GROUND**

- 1 Ton Limestone
- 500 lb. 10-20-20
- 1 Bag Deer Plot Mix

EQUIPMENT LIST

- Roto Tiller
- Broadcast Spreader

METHOD

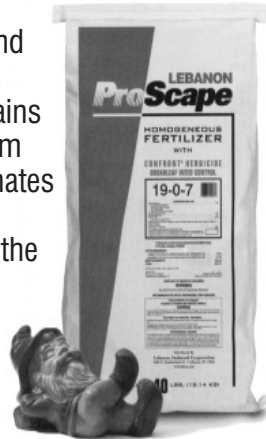
Root and level ground as good as you want. Spread lime, then fertilize. Roto-till to depth of four inches. Spread seed evenly, incorporating seed into top one inch of soil. Water if possible or *DO A RAIN DANCE*.



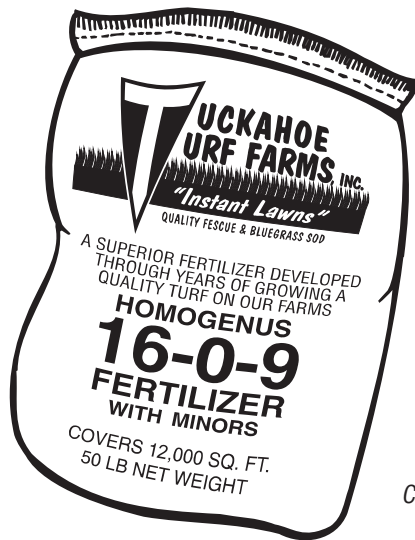
Covers 12,500 sq. ft.

16-0-8 + Team Pro A premium zero phosphorous fertilizer herbicide combination product. Provides preemergent control of crabgrass and other annual grassy weeds in established turf. MESA nitrogen combines Meth-Ex® 40 methylene urea with Ammonium sulfate resulting in quick response, excellent color, long lasting, consistent results without a flush of growth or excessive clippings. Zero Phosphorus formula is ideal for most soils where phosphorus is not needed during preemergent application. Team Pro® is the most consistent, proven product for effective preemergent control of crabgrass and other grassy weeds in established turf. Team Pro doesn't stain like other products.

19-0-7 + Confront 3® provides excellent systemic control of broadleaf weeds. When applied to dry turf Fertilizer with Confront achieves results equivalent to spray applications on many common broadleaf weeds. Confront is a non-phenoxy formulation. It provides excellent control of weeds such as clover which often escape "three way" herbicides. Low odor and subtle weed control symptoms make applications inconspicuous. Each homogeneous granule contains an identical ratio of nutrients and Confront. Uniform distribution of control product and nutrients eliminates skips, provides superior fertilizer response, and superior results. Each homogeneous granule has the same density providing a uniform spread pattern. Controlled release nitrogen form methylene ureas provides extended feeding without excessive leaf growth. Lower volatility and reduced leaching of nitrogen allow plants to use more of the applied nutrients providing a greater value.



Covers 12,500 sq. ft.

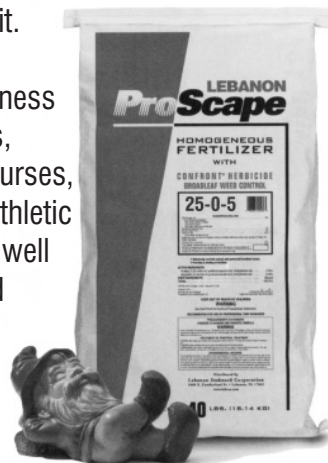


Tuckahoe Turf Farm's Own
16-0-9 HOMOGENEOUS FERTILIZER

has proven itself to be an excellent fertilizer. With thousands of bags sold to maintenance firms, golf courses, schools, parks and sod farms,

Covers 12,000 sq. ft.

ProScape® 25-0-5 1% Fe 51 % MESA® is a premier fertilizer utilizing Lebanon's MESA® technology. MESA® is an innovative nitrogen source that combines the benefits of methylene urea with ammonium sulfate in a single, homogeneous granule. Meth-Ex® 40 slows down the release of the ammonium sulfate. This combination provides brilliant color, quick initial response and long term feeding all without excessive surge growth. Iron adds an additional color benefit. This product can be used as directed on turfgrass for example, in home lawns, business and office complexes, shopping complexes, multi-family residential complexes, golf courses, airports, cemeteries, parks, playgrounds, athletic fields and sod farms. Zero phosphorus fits well with soils that do not need phosphorus and areas where phosphorus is restricted.



Covers 14,000 sq. ft.

PROFESSIONAL FERTILIZER

LIMESTONE

	Coverage X 1000 sq ft	Bags per Pallet
Pelletized Limestone – 50Lbs	1-2	56
Pulverized Limestone – 50 lbs5	64
Super Mag Lime	4-8	40
High-Cal with Fert. 7-14-7		40
Solu-Cal-S 4x the power of Gypsum.....		40
Marking Limestone		56

SPECIALTY FERTILIZERS

16-0-8 + Team Pro	12.5	48
22-0-6 + Team Blended	12.5	45
12-24-11 + Tupersan		40
19-0-7 + Confront	12.5	60
25-0-8 40% SCU + Trimec	15.5	45
19-0-6 + Dimension & Confront 3	14.0	48
16-0-9 Fertilizer.	10	48
25-0-5 1% FE 51% MESA	14	45
6-1-11 Organic Based 7% Iron.....		48

AG GRADE FERTILIZER IN 50 LB. BAGS

10-10-10 with minors	5	40
10-20-10	5	40
10-20-20	5	40

Please call to check pricing and availability.

LAWN SPECIALTY PRODUCTS

GRANULAR HERBICIDES

Tupersan 4.7% — 20 lbs.10M

Excellent crabgrass preventer when seeding in spring and fall (granular)

Trimec Weed Killer10M

An excellent dandelion and lawn weed killer.

Lock Up 0-0-712.4M

Broadleaf lawn weed killer.

Team 2G Preventer20M

An excellent weed preventer; lasts up to 3 months.

Treflan 5G — 40lbs (covers up to 4 months)

Grass control for flower beds , nursersies and gardens.

LIQUID HERBICIDES

Quick Pro Dry Round Up (Makes 73 Gallons)

Quick Pro Dry Pack Round Up (5 Pack)

Manage Nut Grass Control (1 Acre)

Manage Nut Grass Control (1000 sq. ft.)

LAWN INSECTICIDES

Pro Grub Stopper with Dylox 6.2%.....15M

Merit (granular).....22M

Longest lasting grub control on the market

Sevin 7G

General Insecticide

LAWN FUNGICIDES

Preventer/Control

Summer Patch, Dollar Spot, Brown Patch, etc....

Bayleton 1% Disease Stopper10M

Multi-purpose turf fungicide. Excellent for bluegrass lawns

EARTHWAY SPREADER GUIDE

These settings are approximate and intended as a guide only for EarthWay Spreaders. *Always follow directions on package.*

Product	Size	Coverage	Setting #
16-0-9 Sod Fertilizer	50 lb.	12,500.....	16
16-0-8+ TEAM PRO	50 lb.	12,500.....	16
19-0-7 +Confront	40 lb.	12,500.....	15
25-0-8 +Trimec	50 lb.	15,500.....	16
19-0-6 +Demension / Confront	50 lb.	14,000.....	15
Lime — pelletized	40 lb.	1,000.....	30
Solu-Lime	50 lb.	10,000.....	14
Tupersan 4.7%	20 lb.	10,000.....	13.5
TEAM 2G	40 lb.	20,000.....	13
TRIMEC	20 lb.	10,000.....	10
Sevin 7G	30 lb.	12,000.....	16
Dylox 6.2%	30 lb.	10,000.....	10
BAYLETON 1%	15 lb.	5,000.....	15
.....		10,000.....	12
Merit 5G	30 lb.	22,000.....	11
10-20-20 AG Grade	50 lb.	5,000.....	18
10-20-10 AG Grade	50 lb.	5,000.....	18
10-10-10 AG Grade	50 lb.	5,000.....	18

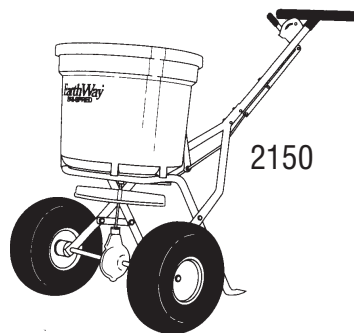
EARTHWAY SPREADERS



C24R
C24SS



C22



2150

EarthWay

**We have many models of
Earthway Spreaders from
homeowner usage to
professional users.
Assembled and ready to use.**

Quick Reference Facts for New Fertilizer Law

This law:

- establishes statewide fertilizer standards, pre-empting the multitude of local municipal ordinances.
- requires professional fertilizer applicators to undergo training and become certified, this is in addition to a pesticide certification.
- limits the time that fertilizer can be used: fertilizer may not be applied during the “blackout dates” of November 15th - March 1st for consumers, and December 1st - March 1st for professionals.
- prohibits fertilizer application during or just before heavy rainfall, onto an impervious surface, or onto frozen ground
- restricts the amount of nitrogen used per application as well as the total for the year:
 - A. Professionals: can apply no more than 0.7 pounds of water-soluble-nitrogen per 1000 sq.ft. per application, and the total nitrogen applied cannot exceed 1 pound of nitrogen per 1,000 sq.ft. per application. The annual total for all applications should not exceed 4.25 pounds nitrogen per 1,000 sq.ft.
 - B. Consumers: fertilizer products, when applied according to label directions, will apply no more than 0.7 pound water-soluble-nitrogen per 1,000 sq.ft per application and the total nitrogen applied cannot exceed 0.9 pound of nitrogen per 1,000 sq.ft. per application. The annual total for all applications should not exceed 3.2 pounds of nitrogen per 1,000 sq.ft.
- restricts fertilizer content
 - A. fertilizer sold as consumer/retail products must have at least 20% of its nitrogen content in slow-release form
 - B. fertilizer that contain phosphorous can not be applied to turf except when:
 1. a soil test, no more than three years old, indicates the need for phosphorus;
 2. establishing turf and vegetation for the first time
 3. repairing or re-establishing turf
 4. applying liquid or granular fertilizer under the soil surface, directly to roots; or
 5. the fertilizer consists of manipulated animal or vegetable manure (organic sources). In this case, phosphorus can be included if no more than 0.25 pounds of phosphorus per 1,000 sq.ft. is applied, when used according to instructions on the container.
- stipulates that fertilizer bag label language follows AAPCO standard for turf fertilizer label to avoid the issue of a NJ only turf fertilizer label.
- establishes buffers. Fertilizer containing nitrogen or phosphorus can not be applied to turf within 25 feet of any waterbody, except where a drop spreader, rotary spreader with a deflector, or targeted spray liquid is used, then the buffer may be reduced to 10 feet. A professional applicator may apply one “rescue treatment” annually to turf in a buffer as per rules above.
- sets fines for noncompliance: \$500 fine for the 1st offense and up to \$1,000 for the 2nd and each subsequent offense for professional applicators.
- exempts commercial farms and golf courses, except that no person, other than a certified professional fertilizer applicator or a person trained and supervised by the certified fertilizer applicator, may apply fertilizer to a golf course.

Fert- A-Lime

STARTER FERTILIZER

7-14-7 with 11% Ca

50 lb. bag covers 10,000 sq. ft.

- **Less costly and more efficient than other starters.**
- **Fortified with SOLU-CAL containing PHCA to ensure seedling development and increase turf vigor, reducing weed pressure. PHCA fortified starter enables Fert-A-Lime 7-14-7 w/17% Ca. to perform like 12-24-12 at a significantly lower cost.**
- **17% Calcium strengthens plant and enhances seedling vigor.**
- **The PHCA helps the plant take in more of the nutrients from the soil.**

Why Calcium?

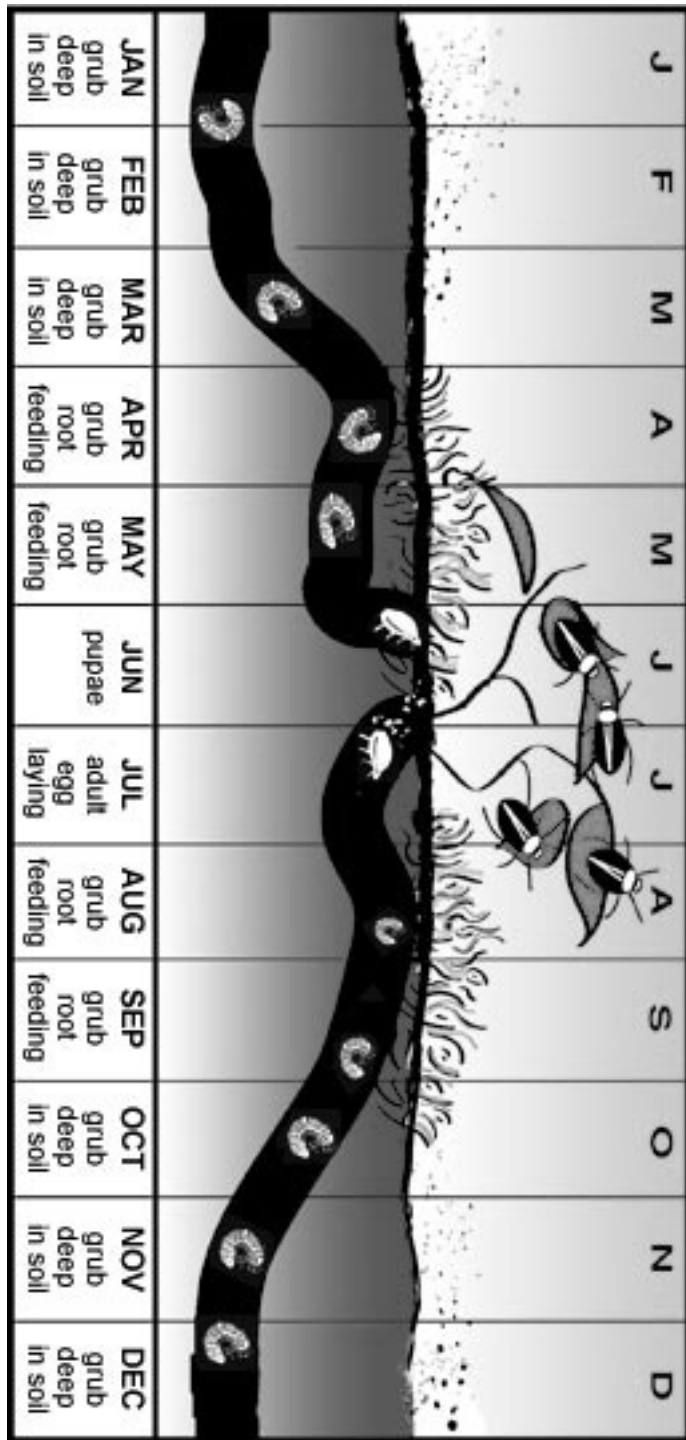
The Forgotten Nutrient

Calcium In the Soil

- Primary nutrient in maintaining proper soil pH
- Improves soft texture reduces soil compaction
- Creates better environment for the proliferation of beneficial bacteria
- Possible links to weed suppression Calcium in the Plant:
- Vital constituent of cell walls within the plant
- Strong cell walls significantly reduce disease and insect pressures and outbreaks
- Enhances cell tissue strength far greater resistance to heat and traffic stress
- Used More by weight and volume than any other nutrient

Why sulfur

- Sulfur is needed by plants in relatively large amounts
- Aids in the formulation of chlorophyll
- Aids in the fixation of nitrogen by micro organisms
- Sulfur is vital in plant metabolism



SQUARE FOOTAGE OF PLAYING AREA

Baseball Infield.....	8,100
Field Hockey	54,000
Football W/End Zones.....	57,600
Volleyball	1800
Lacrosse "Women's"	75,600
Lawn Tennis.....	2,808
Soccer (field only).....	52,000
Softball Infield	4,225

These square footage numbers are estimated and intended
as a guide only.

CONVERSION FACTORS			
WEIGHTS AND MEASURES			
Acres	×	43,560	= Square Feet
		4,840	= Square Yards
Miles	×	5,280	= Feet
		1,760	= Yards
Yard	×	3	= Feet
	×	36	= Inches
Square Yards	×	9	= Feet
	×	1,296	= Inches
Cubic Yards	×	27	= Cubic Feet
	×	46,656	= Cubic Inches
Gallons	×	128	= Ounces
	×	8	= Pints
	×	4	= Quarts
Ounces	×	2	= Tablespoons
	×	6	= Tablespoons
	×	0.125	= Gallons
Pints	×	15	= Ounces
	×	0.5	= Quarts
	×	2	= Ounces
Tablespoons	×	3	= Teaspoons
	×	4	= ¼ Cup



QUOTES



Quoted by: _____



DIRECTIONS

FROM ATLANTIC CITY AREA:

Head west on Rt. 30, you will come into the town of Hammonton and make a right onto US Rt. 206. Heading north on Rt. 206 for two miles, you will see the Red Barn Farm Market on the left. Just after the market, make a left onto Myrtle Street. The farm and office will be 1½ miles back.

FROM WALT WHITMAN BRIDGE:

Heading east on the Atlantic City Expressway (Rt. 42) take the Hammonton (Rt. 54) exit. After the toll plaza you will be making a left onto Rt. 54 North. You will follow Rt. 54 north for six to seven miles thru the town of Hammonton. Rt. 54 will then turn into Rt. 206 North. Heading north on Rt. 206 for 2 miles you will see the Red Barn Farm Market on the left hand side. After the farm market, make a left and follow Myrtle Street back for 1½ miles.

FROM NORTH JERSEY AND NEW YORK:



Heading south on the New Jersey Turnpike, take exit 7 and head south on Rt. 206. Heading south on Rt. 206 you will travel 20 to 30 minutes to mile marker #2. Just after marker #2, make a right on to Myrtle Street. Myrtle is a gravel road, follow back about 1½ miles.



If you have any problems, feel free to call us at 1-877-Turf Farm.

Allen Carter..... acarter@tffarms.com
 David Betts ttdave@aol.com
 James Betts..... ttfjames@aol.com
 Philip Betts ttfphil@aol.com
 Shelli Jackson ttfshelli@aol.com
 Chris Lund..... clund@tffarms.com



